



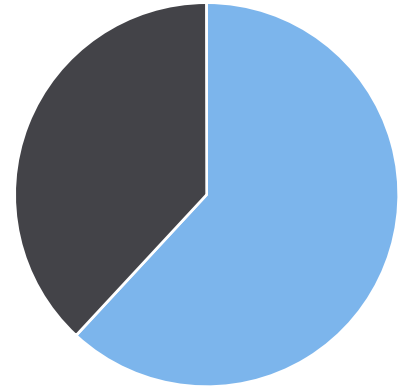
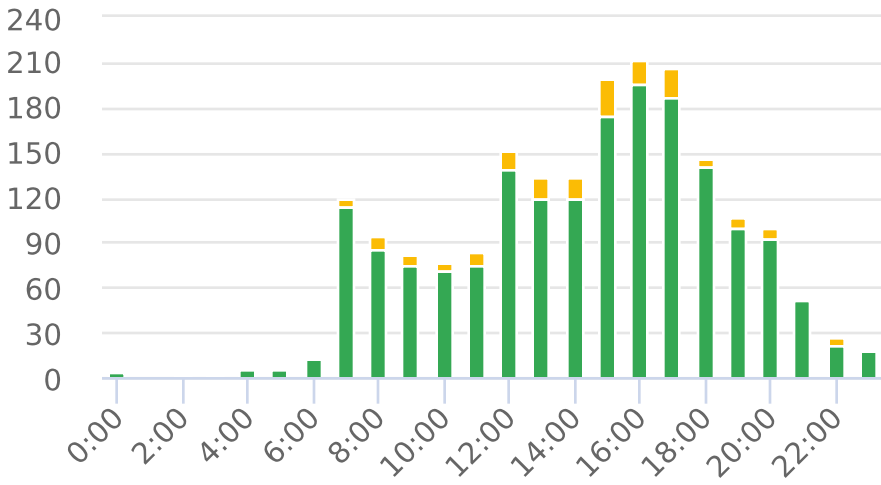
Start: 2024-09-20
 End: 2024-09-27
 Times: 0:00:00-23:59:59

Violation Threshold: Speed Limit + 10
 Speed Range: 1 to 150

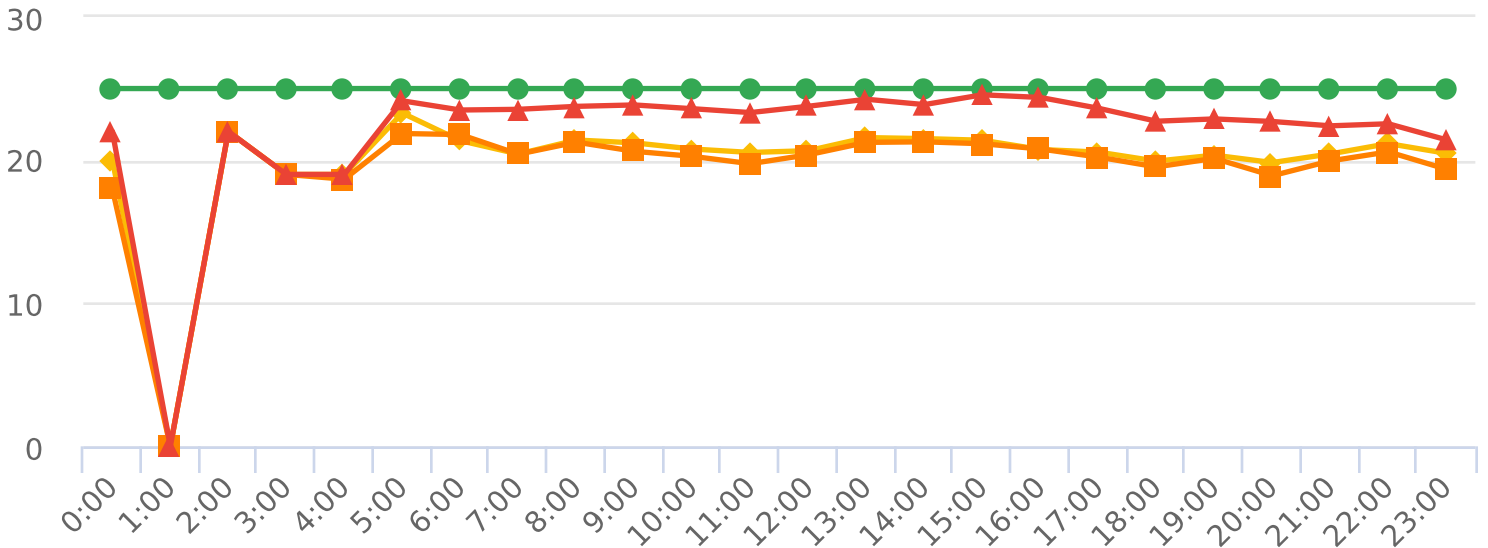
Overall Summary

Total Days of Data: 8
 Speed Limit: 25
 Average Speed: 20.79
 50th Percentile Speed: 20.46
 85th Percentile Speed: 23.63
 Pace Speed Range: 16-26

Minimum Speed: 15
 Maximum Speed: 43
 Display Mode: Display Off, Speed Display
 Average Volume per Day: 247.4
 Total Volume: 1979



● Violators ● Inside Threshold ● Compliant ● Vehicles Slowed
 ● Other



● Speed Limit ◆ Average Speed ■ 50% Speed ▲ 85% Speed



Extended Speed Summary

Paris at Berlin, SB

Start: 2024-09-20

End: 2024-09-27

Times: 0:00:00-23:59:59

Violation Threshold: Speed Limit + 10

Speed Range: 1 to 150

| Time | Sign Mode | Speed Limit | Total # Vehicles | Total # Violator | % Violator | Avg # Vehicles | Avg # Violators | Min Speed | Max Speed | Avg Speed | 50% Speed | 85% Speed | Sign Effectiveness |
|-------|----------------------------|-------------|------------------|------------------|------------|----------------|-----------------|-----------|-----------|-----------|-----------|-----------|--------------------|
| 0:00 | Speed Display, Display Off | 25 | 4 | 0 | 0.0% | 0.5 | 0.0 | 17 | 25 | 20.0 | 18.0 | 22.0 | 50.0% |
| 1:00 | Display Off, Speed Display | 25 | 0 | 0 | 0.0% | 0.0 | 0.0 | n/a | 0 | n/a | n/a | n/a | n/a |
| 2:00 | Speed Display, Display Off | 25 | 2 | 0 | 0.0% | 0.3 | 0.0 | 21 | 23 | 22.0 | 22.0 | 22.0 | 0.0% |
| 3:00 | Display Off, Speed Display | 25 | 1 | 0 | 0.0% | 0.1 | 0.0 | 19 | 19 | 19.0 | 19.0 | 19.0 | 100.0% |
| 4:00 | Speed Display, Display Off | 25 | 6 | 0 | 0.0% | 0.8 | 0.0 | 17 | 23 | 19.0 | 18.7 | 19.0 | 50.0% |
| 5:00 | Display Off, Speed Display | 25 | 7 | 0 | 0.0% | 0.9 | 0.0 | 18 | 28 | 23.3 | 21.9 | 24.1 | 85.7% |
| 6:00 | Speed Display, Display Off | 25 | 14 | 0 | 0.0% | 1.8 | 0.0 | 15 | 28 | 21.4 | 21.8 | 23.5 | 71.4% |
| 7:00 | Display Off, Speed Display | 25 | 120 | 0 | 0.0% | 15.0 | 0.0 | 15 | 29 | 20.4 | 20.4 | 23.6 | 49.2% |
| 8:00 | Display Off, Speed Display | 25 | 94 | 0 | 0.0% | 11.8 | 0.0 | 15 | 28 | 21.4 | 21.3 | 23.8 | 61.7% |
| 9:00 | Display Off | 25 | 83 | 1 | 1.2% | 10.4 | 0.1 | 15 | 43 | 21.2 | 20.6 | 23.9 | 71.3% |
| 10:00 | Display Off | 25 | 76 | 0 | 0.0% | 9.5 | 0.0 | 15 | 29 | 20.8 | 20.3 | 23.6 | 66.0% |
| 11:00 | Display Off | 25 | 84 | 0 | 0.0% | 10.5 | 0.0 | 15 | 31 | 20.5 | 19.8 | 23.3 | 64.3% |
| 12:00 | Display Off | 25 | 152 | 0 | 0.0% | 19.0 | 0.0 | 15 | 29 | 20.7 | 20.4 | 23.8 | 55.3% |
| 13:00 | Display Off | 25 | 134 | 0 | 0.0% | 16.8 | 0.0 | 15 | 34 | 21.6 | 21.2 | 24.3 | 53.9% |
| 14:00 | Display Off | 25 | 133 | 0 | 0.0% | 19.0 | 0.0 | 15 | 31 | 21.5 | 21.3 | 23.9 | 66.2% |
| 15:00 | Display Off | 25 | 200 | 0 | 0.0% | 28.6 | 0.0 | 15 | 32 | 21.4 | 21.1 | 24.6 | 62.5% |
| 16:00 | Display Off | 25 | 212 | 0 | 0.0% | 30.3 | 0.0 | 15 | 29 | 20.7 | 20.8 | 24.4 | 68.0% |
| 17:00 | Display Off | 25 | 207 | 0 | 0.0% | 29.6 | 0.0 | 15 | 31 | 20.6 | 20.2 | 23.6 | 60.4% |
| 18:00 | Display Off | 25 | 145 | 0 | 0.0% | 20.7 | 0.0 | 15 | 26 | 19.9 | 19.5 | 22.7 | 61.5% |
| 19:00 | Display Off | 25 | 107 | 0 | 0.0% | 15.3 | 0.0 | 15 | 31 | 20.3 | 20.1 | 22.9 | 62.6% |
| 20:00 | Display Off | 25 | 100 | 0 | 0.0% | 14.3 | 0.0 | 15 | 32 | 19.8 | 18.9 | 22.7 | 59.1% |
| 21:00 | Display Off | 25 | 53 | 0 | 0.0% | 7.6 | 0.0 | 15 | 27 | 20.4 | 19.9 | 22.4 | 66.2% |
| 22:00 | Display Off | 25 | 26 | 0 | 0.0% | 3.7 | 0.0 | 15 | 31 | 21.2 | 20.6 | 22.5 | 76.8% |
| 23:00 | Display Off | 25 | 19 | 0 | 0.0% | 2.7 | 0.0 | 15 | 26 | 20.5 | 19.4 | 21.4 | 73.7% |



Extended Speed Summary

Paris at Berlin, SB

Start: 2024-09-20

End: 2024-09-27

Times: 0:00:00-23:59:59

Violation Threshold: Speed Limit + 10

Speed Range: 1 to 150

| | | | | | | | | | | | |
|------------------------------|------|---|------|-------|-----|-----|----|------|------|------|-------|
| Total Volumes/ Avg | 1979 | 1 | 0.1% | 268.8 | 0.1 | 15 | 43 | 20.8 | 20.3 | 22.9 | 62.4% |
| Total/Avg w/o Feedback | 1979 | 1 | 0.1% | 268.8 | 0.1 | 15 | 43 | 20.8 | 20.3 | 22.9 | 62.4% |
| Total/Avg w/ Feedback | 0 | 0 | 0 | 0.0 | 0.0 | n/a | 0 | n/a | n/a | n/a | n/a |